

# Eco-friendly fluids for the lubricants industry

*Developing a good preventive maintenance program can go a long way toward protecting the environment.*

## KEY CONCEPTS

- As awareness of biodegradable fluid increases, state and federal agencies have become more lenient regarding fines and clean-up costs.
- The two measures of degradation, primary and ultimate, differ appreciably.
- It is essential that buyers understand precisely what degree of primary degradation exists for a finished lubricant before making a purchase.

If you've been reading or watching the news, you know green initiatives are taking place everywhere. Biofuels, wind energy and renewable fibers are just a few of the environmental initiatives making headlines. For the past several years, the lubricants industry has been quietly looking into eco-friendly, readily biodegradable and non-toxic fluids.

Our industry is responding because a vast quantity of industrial lubricants are finding their way into the environment. In fact, the National Oceanic and Atmospheric Administration estimates 700 million-plus gallons of petroleum enter the environment each year, more than half of which is through irresponsible and illegal disposal. Industry experts estimate that 70% to 80% of hydraulic fluids leave systems through leaks, spills, line breakage and fitting failure. Petroleum is persistent and toxic. It damages

## *As demands on lubricant systems increase, the likelihood of accidental release of fluids increases.*

living organisms including plants, animals and marine life for many years. In addition, the Coast Guard, EPA and local governments are increasing the range of responsibility of lubricant releases by adding significant fines and cleanup costs.

In addition to regulatory pressure, equipment operators are frequently faced with clients and stakeholders concerned with petroleum hydraulic fluids entering the environment. Even a small amount of petroleum could contaminate an area and cause it to be classified as hazardous.

### **ENVIRONMENTAL RELEASE**

As demands on lubricant systems increase, the likelihood of accidental release of fluids increases. Increased operating temperatures, pressures and working cycles shorten the life of circuit components. The single best approach to protecting the environment, as well as machining equipment and operations, is to prevent leaks and spills through good routine maintenance. A good preventative maintenance program will:

1. Increase productivity since equipment is utilized more.
2. Better utilize in-shop maintenance since there is less emergency work.
3. Improve control of spare-part inventory and reduce parts usage.
4. Reduce equipment downtime.
5. Reduce safety hazards.
6. Increase equipment life.
7. Reduce fines and cleanup costs due to environmental release.
8. Reduce downtime related to environmental release.

### **OIL SPILLS**

Even with the best maintenance program, there is still potential for a hydraulic fluid or lubricant spill, which is why we are seeing increasing regulatory pressures from EPA, the Coast Guard and other environmental organizations. While small releases will not result in a Resource Conservation and Recovery Act (RCRA) cleanup, large spills will. All petroleum hydraulic fluid spills are reportable events. These events involve a great deal of cleanup cost, administrative procedures and punitive fines that can range from tens of thousands to hundreds of thousands of dollars.

While spilling large quantities of biodegradable hydraulic fluid is still considered under the RCRA to be a reportable event, agencies are required to evaluate biobased oils differently than petroleum-based oils. As awareness of biodegradable fluid increases, state and federal agencies are becoming

more lenient regarding fines and cleanup costs. In fact, there are case studies of equipment releasing several hundred gallons of vegetable-based hydraulic fluid into environmentally sensitive areas with no fines and minimal cleanup expense. In most instances, the operator was able to continue working while cleanup efforts were underway. Since the fluids were biodegradable and non-toxic, there was no long-term negative effect to the ecosystem.

There is a common misperception that the Coast Guard or other agencies approve oils based on the oil not leaving a sheen. This is not true. The Coast Guard does not approve, recommend or endorse any fluids. Furthermore, the Coast Guard does not approve or recommend any test procedures, but, rather, follows United States statute laws. The oil sheen that is frequently referenced is inferred from the Clean Wa-

*While spilling large quantities of biodegradable hydraulic fluid is still considered under the RCRA to be a reportable event, agencies are required to evaluate biobased oils differently than petroleum-based oils.*

ter Act as “any substance that leaves a sheen, emulsification or discoloration as a pollutant and be subject to appropriate fines and regulations governing pollutants.”<sup>1</sup> The Coast Guard also relies on the guidelines as outlined by equipment manufacturers and highly favors the use of biobased and biodegradable fluids.

### **MEASUREMENTS OF BIODEGRADATION**

There is no uniform definition of environmental safety. Many factors are taken into account including biodegradability, ecotoxicity, bioaccumulation and renewability.

While throughout the U.S. and internationally there is a wide range of definitions pertaining to “environmentally preferable” status, the ASTM and the ISO have taken initiatives to clarify environmental performance and testing methodology. ASTM D6064 defines biodegradable as “a function of degree of degradation, time and test methodology.”

The ASTM D5864 defines biodegradation as “the process of chemical breakdown or transformation of a substance caused by organisms or their enzymes.”

<sup>1</sup> The Federal Clean Water Act, Section 311.

*There is no uniform definition of environmental safety. Many factors are taken into account including biodegradability, ecotoxicity, bioaccumulation and renewability.*

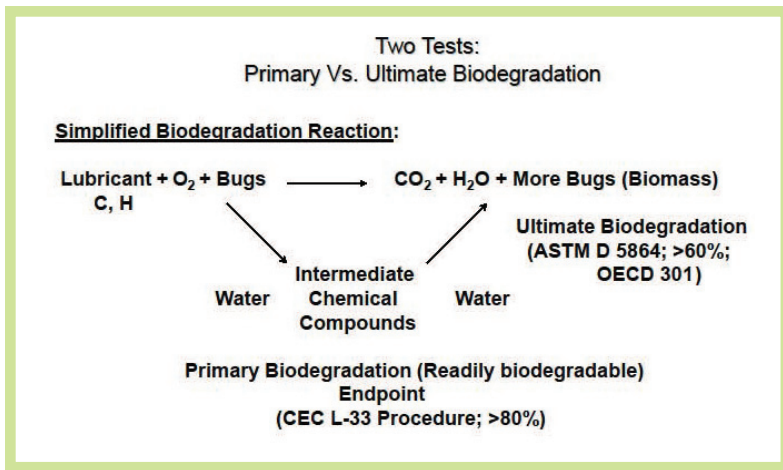


Figure 1 | A simplified Biodegradation Reaction Chart.

Figure 1 shows two commonly used measurements of biodegradation. The first is primary degradation, which measures reduction of the carbon and hydrogen bonds (C-H) in the initial solution; this is the reduction of the amount of the lubricant. The most widely used test that measures this decrease is the CEC-L-33-A-93.

The second measurement of biodegradation is secondary degradation or ultimate degradation. This measures the evolution of CO<sub>2</sub> through biodegradation. The usual test for this is the OECD 301 or the ASTM D5864. The ASTM D5864 defines ultimate biodegradation as “degradation achieved when the test substance is totally utilized by microorganisms resulting in the production of CO<sub>2</sub>, water, inorganic compounds and new microbial cellular constituents (biomass or secretions, or both).”

The ASTM D6064 has defined levels of biodegradability

Table 1 | Defined levels of biodegradability for primary and ultimate degradation.

Primary Degradation				
Persistence Designation	Test Method	% Degradation Required	Days	Test Method
Pw C (Readily Biodegradable)	Primary	>80	21	CEC-L-33-A-93
Pw4 (Inherently)	Primary	<80	21	
Ultimate Degradation				
Persistence Designation	Test Method	% Degradation Required	Days	Test Method
Pw1 (Readily)	Ultimate	60	28	ASTM D5864
Pw2	Ultimate	60	84	
Pw3	Ultimate	40	84	
Pw4 (Least Biodegradable)	Ultimate	<40	84	

for both primary and secondary degradation as a function of degree of degradation, time and test methodology (see Table 1).

There are two widely used designations for biodegradability: *readily* and *inherently*. Readily biodegradable is defined as “breaking down rapidly in the environment by a defined amount in a specific time frame.” Inherently biodegradable means “has the propensity to breakdown with no defined amount or time frame.”

A readily biodegradable product degrades more than 80% within 21 days (primary degradation) as measured by one test type and >60% in 28 days (ultimate degradation) as measured by another test. This type of degradation is preferable because in most cases, the fluid will degrade long before environmental damage has occurred. Because of

this, they require little in terms of long-term bioremediation. Vegetable-based lubricants and some synthetic products can be considered readily biodegradable.

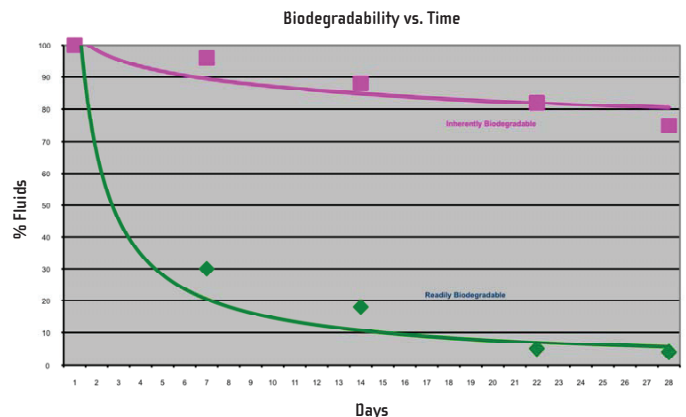


Figure 2 | Contrast of permissible degradation over time between inherently vs. readily biodegradable products.

An inherently biodegradable product breaks down very slowly over time, usually in terms of years. These types of products can persist in the environment for several years, continuing to cause substantial damage. They require long-term remediation due to environmental persistence. Typically, these products are petroleum-based such as conventional lubricants. Figure 2 illustrates the difference in degradation timing of a readily biodegradable product compared to an inherently biodegradable product.

## *An inherently biodegradable product breaks down very slowly over time, usually in terms of years.*

Looking at Figure 2, it is easy to see the difference between a readily biodegradable product and an inherently biodegradable one.

Lubricant Type by Basestock	Range of Biodegradability as evaluated by CEC-L-33-A-93 (% loss at 21 days)
Aromatic Esters	0 - 95
Bright Stock	5 - 15
Alkylbenzenes	5 - 25
Polyols	5 - 100
Polypropylene Glycols	10 - 30
Polyethylene Glycols	10 - 70
Mineral Oils	10 - 45
Hydrocracked Mineral Oils	25 - 80
White Oils	25 - 45
Polyalpha Olefins	20 - 80
Diesters	50 - 100
Vegetable Oils	75 - 100

**Figure 3 | Range of biodegradability for several commonly referenced basestocks.**

Figure 3 shows the range of biodegradability for several generically defined types of basestocks, according to the CEC-L-33-A-93 test method.<sup>2</sup> It is essential that the buyer understand precisely what degree of degradation exists for a finished lubricant before making a purchase.

It is also essential that those with responsibility to market or select fluids for their biodegradability characteristics clearly understand the terminology and be careful to avoid confusion within marketing literature. A common error has occurred wherein products have been assigned the “ultimately biodegradable” status and described as having the highest biodegradability classification, per ASTM D5864.

Following are four key points that must be clarified:

1. Ultimate biodegradation is the evolution of the end product of biodegradation (CO<sub>2</sub> and H<sub>2</sub>O mostly for lubricants). The ASTM D5864 clearly defines ultimate biodegradation as “degradation achieved when the test substance is totally utilized by microorganisms resulting in the production of CO<sub>2</sub>, water, inorganic compounds and new microbial cellular constituents (biomass or secretions, or both).”
2. ASTM D5864 Standard Test Method for Determining Aerobic Aquatic Biodegradation of Lubricants or their Components is a test method, not a hierarchy.

3. Section 2.1 of ASTM D5864 is Section 2 “Referenced Documents,” 2.1 “ASTM Standards.” Nothing to do with levels or biodegradability or ultimate anything.

4. ASTM D6046—D2 Standard Classification of Hydraulic Fluids for Environmental Impact does create an environmental hierarchy. It does define ultimate biodegradation in Section 3.1.22, which not surprisingly is the same as in ASTM D5864.

### **ECOTOXICITY**

Another measurement to determine environmental effect of a lubricant is ecotoxicity. Historically, tests for ecotoxicity have concentrated on the aquatic environment with a number of standard test procedures. Most typically, the tests are for acute toxicity. This is a measurement of the concentration required to kill various organisms over a short period of time, ranging from 24-96 hours.

Depending on the tests and its end points, the toxicity of a fluid is described by a loading rate in parts per million (ppm) of fluid that has a 50% effect (EL50) or causes 50%

**Table 2 | ASTM Ecotoxicity Classification.**

Eco-toxicity in Soil	Eco-toxicity in Water	Loading Rate wppm (LL50)
Ts1	Tw1	>1000
Ts2	Tw2	1000-100
Ts3	Tw3	100-10
Ts4	Tw4	<10

mortality (LL50) after the stated time. In other words, it defines the contaminant concentration at which half of the sample organisms die.

The ASTM D6064 has defined levels of ecotoxicity, as shown in Table 2.

While the most benign level, per the ASTM, is 1,000 ppm, well-formulated environmentally preferable products can have LL50 rating in excess of 1,000 ppm.

### **PERFORMANCE OF BIOFLUIDS**

There is a wide variety of performance levels among biodegradable products. When an environmentally preferable product is required outside common temperature ranges, a biodegradable synthetic is usually required. While offering biodegradation, these products can operate in temperatures

<sup>2</sup>Shubkin, R. and Rudnick, L. (1999), *Synthetic Lubricants and High Performance Functional Fluids*, 2nd Edition, p. 815. Marcel Dekker, AG.



in excess of 400 F and still offer long fluid life. As would be expected, these products are significantly more expensive.

Care must be taken in choosing the appropriate product for the specific application. Responsible Environmentally Preferable Product (EPP) suppliers can clearly indicate their definition of environmentally preferable. The Federal Trade Commission has been very specific in its requirements for environmental claims and states, “look for evidence that give some substance to the claim, the additional information that explains why the product is environmentally friendly.”

Many would be EPP suppliers use misleading environmental claims such as “inherently biodegradable” or “food grade.” Suppliers should be able to support performance claims with testing data. These data can include standard industry tests (ASTM), field testing and equipment manufacturer tests.

#### **ISO 6743/4 ENVIRONMENTAL HYDRAULIC FLUIDS CLASSIFICATION**

There are four main classifications of environmentally preferable fluids as defined by ISO 6743/4: HETG-vegetable-based, HEPG-glycol-based, HEES-ester-based and HEPR-other synthetic-based.

*Historically, tests for ecotoxicity have concentrated on the aquatic environment with a number of standard test procedures.*

**Conventional Vegetable-based Fluids (HETG).** Early work in the field focused on lubricants made from vegetable oils (natural esters or HETG). Vegetable-based fluids are readily biodegradable, but performance is most suited to cool and dry operating conditions. Equipment operators must take care to ensure that such parameter boundaries are not violated.

When HETG biodegradable oils are blended with vegetable oil, the resulting vegetable-based fluids can only withstand operating temperatures under 180 F. As a result, vegetable-based fluids, when exposed to heat, have a limited life expectancy. Another issue with vegetable-based fluids is that they become unstable when exposed to wet environments or contaminated with water.


**Synthetic Esters (HEES).** The second phase of biodevelopment focused on synthetic esters (HEES). This classification of fluids is one of the most common synthetic biode-



gradable in the market. The strengths and weaknesses of synthetic esters are well known and well documented.

Similar to vegetable-based fluids, synthetic esters are readily biodegradable. Synthetic esters also perform well in standardized oxidation tests, which determine the life of the lubricant under test conditions. When new, clean, cool and dry, synthetic esters offer excellent performance.

Esters are synthesized by the reaction of a triglyceride (typically vegetable oil) with an acid and an alcohol. This reaction makes the ester and forms water and heat as a by-product. Expressed chemically:



The double-headed arrow indicates that the reaction goes both directions. Therefore, when water is present, the reverse reaction occurs and is known as hydrolysis. This reforms the alcohols, acids and triglycerides. In machine service, the acids can cause rust and wear, seal degradation and corrosion

*When an environmentally preferable product is required outside common temperature ranges, a biodegradable synthetic is usually required.*

to yellow metals. Consequently, ester-based fluids must either be maintained in a cool, dry state to obtain maximum performance.

**PAO-based Fluids (HEPR).** The remaining classification is the HEPR group. This classification embodies fluids derived

## Vegetable-based fluids are readily biodegradable, but performance is most suited to cool and dry operating conditions.

from PAO basestocks such as bio-polyolefin. One distinct advantage of PAO-based fluids is that they can be tailor-made to fit specific requirements. These fluids do not hydrolyze (break down when mixed with water) and, as such, are much more stable in hot, wet conditions. Bio-olefins are typically compatible with Buna N, viton and all common elastomers,

as well as adhesives used in filters. A drawback is its high price base vs. other fluids.

### SUMMARY

Millions of gallons of petroleum products are improperly disposed of or accidentally lost into the environment each year.

Regulations are imposed on producers by federal, state and local authorities with increasingly costly penalties associated with the losses.

Producers and users of lubricants are applying vigilance to reduce losses and reduce risk associated with eventual losses. There are multiple classifications of fluids that fit the biodegradability requirement that have varying degrees of performance.

In an effort to improve environmental performance, manufacturers, miners and ocean-going vessels must choose lubricants that can offer optimum long-term performance and environmental safety. The real proof of performance is how the fluids withstand the conditions under which they operate. **TLI**

**NOW AVAILABLE!**  
Ask about our new Electronic Version!

**LUBE COACH™**  
FREQUENCY CALCULATOR

COMING SOON!  
LubeCoach for your iPhone or Smartphone

Simple, Accurate, Intuitive,  
Shop-Floor Ready,  
and Maintenance Budget Friendly.

**SPHERICAL BEARING LUBRICATION GUIDE**

BEARING BORE: 50 mm (2.0 inches -)

SPEED / RPMs

IDEAL VISCOSITY (cSt)

MINIMUM ALLOWABLE VISCOSITY (cSt)

BEARING LUBRICATION INTERVALS (DAYS)

VOLUME PER LUBE CYCLE (oz / gr)

OPERATING CONDITIONS:

- ← Dry, Clean, 40°-66°C (104°-150°F), < 2 IPS (10)
- ← Humidity ≥ 80%; Lo Solids, 66°-79°C (150°-174°F), < 2 IPS
- ← Intermittent H<sub>2</sub>O; Lo Solids, <66°C (<150°F), < 2 IPS
- ← Humidity ≥ 80%; Hi Atmos Solids, 79°-93°C (174°-199°F), < 2 IPS
- ← Hi Atmos Solids, 93°-99°C (199°-210°F), < 2 IPS
- ← Frequent H<sub>2</sub>O; 66°-79°C (150°-174°F), < 2 IPS
- ← Frequent H<sub>2</sub>O; 79°-93°C (174°-199°F), < 2 IPS
- ← Frequent H<sub>2</sub>O; 93°-99°C (210°-210°F), < 2 IPS

**LUBE COACH™**

For more information please go to:  
[www.PrecisionLubrication.com/ManagementTools/LubeCoach](http://www.PrecisionLubrication.com/ManagementTools/LubeCoach)

**AMRRI**

[www.PrecisionLubrication.com](http://www.PrecisionLubrication.com)

©Copyright 2012  
AMRRI • Advanced Machine Reliability Resources, Inc.  
LubeCoach is a registered trademark of AMRRI. All other trademarks are the property of their respective owners. LubeCoach is not intended to be used in any way that is not intended by AMRRI. LubeCoach is not intended to be used in any way that is not intended by AMRRI. LubeCoach is not intended to be used in any way that is not intended by AMRRI.

**Service Key:**

- Green: Can be safely lubricated with grease, manually.
- Yellow: Should be lubricated with an automatic method.
- Red: Should not be greased lubricated. Contact AMRRI for more information.

\*Intervals should not exceed 2 full years (2 full years) condition monitored via Grease Analysis, call for more information.  
†For vertical axis shafts, cut the frequency in half.

**Order Yours Today / More Information at:**  
[www.PrecisionLubrication.com](http://www.PrecisionLubrication.com)



Mike Johnson, CLS, CMRP, MLTII, MLA1, is the principal consultant for Advanced Machine Reliability Resources, in Franklin, Tenn. You can reach him at [mike.johnson@precisionlubrication.com](mailto:mike.johnson@precisionlubrication.com).



Mark Miller is the CEO of Terresolve Technologies in Cleveland. You can reach him at [mmiller@terresolve.com](mailto:mmiller@terresolve.com).